

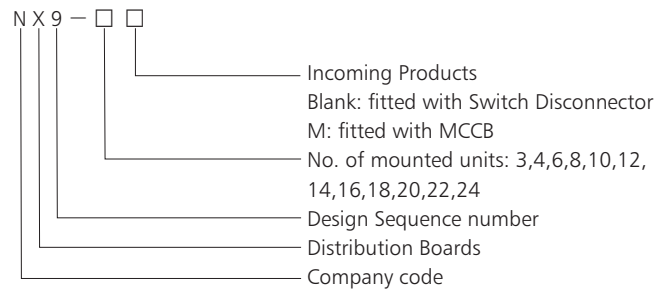


NX9 CONSUMER UNIT

1. General

- 1.1 NX9 with hinged metal flap is designed for easy surface mounting for indoor installations.
- 1.2 The standard mounting rail is preassembled for mounting wide range of CHINT products.
NX9-□ : Incoming DIN-rail fitted with Switch Disconnecter.
NX9-□ M: Incoming DIN-rail fitted with MCCB The outgoing DIN-rail is fitted with MCB, RCD, RCBO and Din-rail components to different specific requirements.
- 1.3 NX9 is designed with neutral and PE terminals for three phases circuit system.
- 1.4 NX9 is available in 6 sizes, suitable for different arrangements of components from 4 up to 20 modules.
- 1.5 Easy installation, distinct wiring zones and ample wiring space.

2. Type Designation



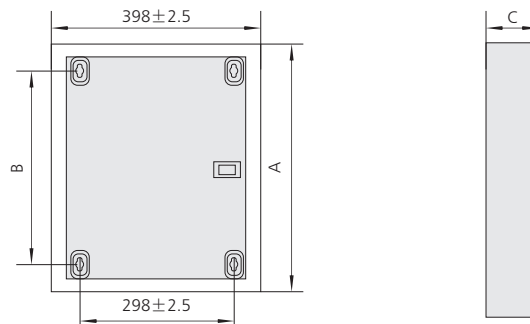
3. Technical data

Standard	IEC/EN 60439-3
Rated voltage	240/415V
Frequency	50/60Hz
Max. incoming current(single phase)	200A
Max. outgoing current(single phase)	63A
Protection degree	IP40
Allowable temperature-rise of enclosure	40K

4. Terminals max. cable size

Incoming terminals	50 mm ²
Outgoing terminals	16 mm ²

5. Overall and mounting dimensions (mm)



NX9-M Three-phase,fitted with NM1-250H MCCB

Type	Outline dimensions	A	B	C
NX9-4M	570×400×130	570	456	130
NX9-6M	624×400×130	624	510	130
NX9-8M	678×400×130	678	564	130
NX9-10M	732×400×130	732	618	130
NX9-12M	786×400×130	786	672	130
NX9-14M	840×400×130	840	726	130
NX9-16M	894×400×130	894	780	130
NX9-18M	948×400×130	948	834	130
NX9-20M	1002×400×130	1002	888	130
NX9-22M	1056×400×130	1056	942	130
NX9-24M	1110×400×130	1110	996	130

NX9-M Three-phase,fitted with NM1-125 MCCB

Type	Outline dimensions	A	B	C
NX9-4M	570×400×110	570	456	110
NX9-6M	624×400×110	624	510	110
NX9-8M	678×400×110	678	564	110
NX9-10M	732×400×110	732	618	110
NX9-12M	786×400×110	786	672	110
NX9-14M	840×400×110	840	726	110
NX9-16M	894×400×110	894	780	110
NX9-18M	948×400×110	948	834	110
NX9-20M	1002×400×110	1002	888	110
NX9-22M	1056×400×110	1056	942	110
NX9-24M	1110×400×110	1110	996	110


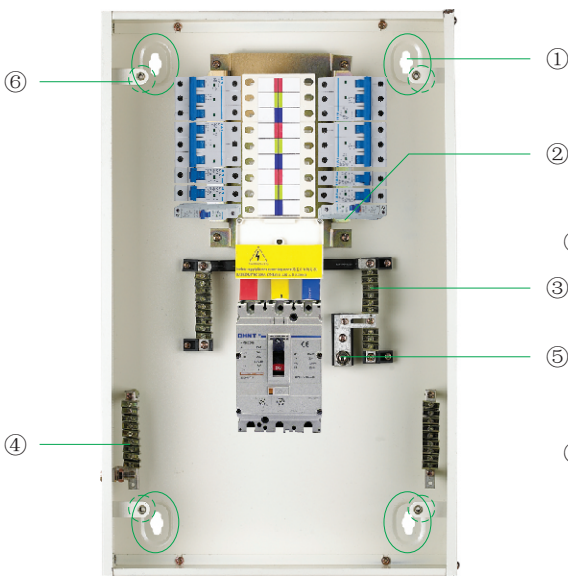
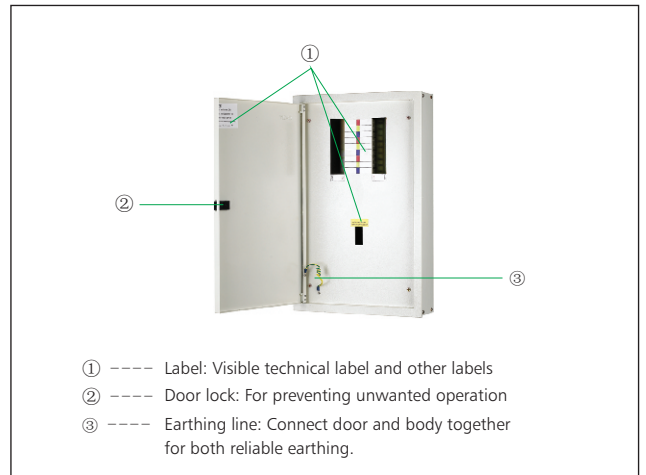
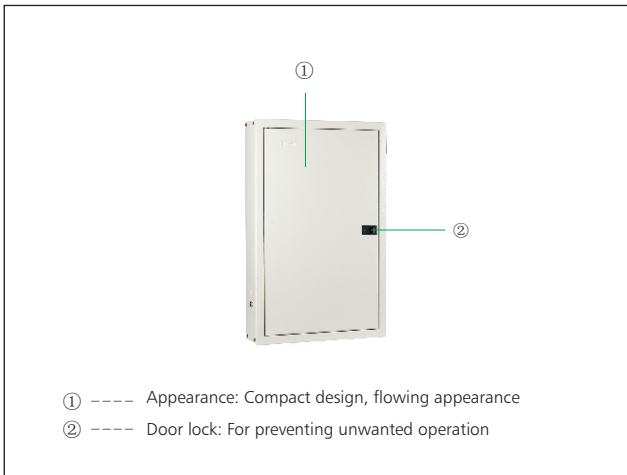
NX9 Three-phase,fitted with NH4 switch disconnecter

Type	Outline dimensions	A	B	C
NX9-3	443×400×103	443	329	103
NX9-4	470×400×103	470	356	103
NX9-6	524×400×103	524	410	103
NX9-8	578×400×103	578	464	103
NX9-10	632×400×103	632	518	103
NX9-12	686×400×103	686	572	103
NX9-14	740×400×103	740	626	103
NX9-16	794×400×103	794	680	103
NX9-18	848×400×103	848	734	103
NX9-20	902×400×103	902	788	103
NX9-22	956×400×103	956	842	103
NX9-24	1010×400×103	1010	896	103

Other No. of mounted units is available and please specify when place the order.

NX9 Distribution Boards

A



- ① --- Fix points: Fours for surface installation
- ② --- Din rail: Metal din rail for quick installation
- ③ --- N terminal: Connect N lines together
- ④ --- PE terminal: For easy earthing
- ⑤ --- N incoming terminal
- ⑥ --- Connect points: Four bolts for connecting front panel and body together
- ⑦ --- NX9-□: Incoming switch disconnector
- ⑧ --- NX9-□M: Incoming MCCB

