

1. 产品特点/Features

- 有源功率因素校正/Active Power Factor Correction
- 保护功能/Protections: Short circuit protection, Over temperature protection
- 符合主流国际照明设备安规标准 /Meets most safety standards for lighting
- 产品质保三年/Warranty: 3 years

2. 输入特性/Input characteristic

2.1 输入规格/Input Specifications

参数 Parameter	最小值 Min	典型值 Type	最大值 Max	备注 Note
输入电压 Input Voltage	85VAC	220V	277VAC	
输入频率 Input Frequency	47Hz	50 Hz	63Hz	
输入电流 Input Current	-	-	0.19A	输入电压100V下满载测试 100Vac (Full Load)
漏电流 Leakage Current	-	-	3mA	输入电压220V下满载测试 220Vac (Full Load)
空载功耗 No-load power consumption	-	-	0.50W	输入电压220V下空载测试(智能电量测试仪WT310) 220Vac (No-load)/(Digital Power Meter WT310)
功率因素 Power Factor	-	0.99	-	输入电压90V下满载测试 180Vac (Full Load)
	-	0.97	-	输入电压220V下满载测试 220Vac (Full Load)
	-	0.95	-	输入电压265V下满载测试 2640Vac (Full Load)
浪涌电流 Inrush Current	-	-	20A	输入电压220V下测试, 冷起机 220Vac, Cool start
总谐波失真 THD	-	-	<10%	输入电压90V下满载测试 90Vac (Full Load)
	-	-	<10%	输入电压277V下满载测试 277Vac (Full Load)

2.2 基本参数/The Basic Parameters

型号 Model	输入功率MAX INPUT Power	输入电压 Input	恒流电压 Output Voltage	输出电流 Output Current	输出功率Max. Output Power	效率 Efficiency (220Vin) 36V带载/Load	功率因素 Power Factor (36V 带载 /Load)		
							90VAC	220VAC	277VAC
BL-LZC8650-40 WGPKY	40W	220V	63V	595mA	42W	90%	0.96	0.97	0.95

备注: 1. 除特别说明外所有的参数都是在25°C下测试的典型值。

Note: All specifications are typical at 25°C unless otherwise stated;

3. 输出特性/Output characteristic

参数 Parameter	最小值 Min	典型值 Type	最大值 Max	备注 Note
输出电流 Output Current	580mA	595mA	615mA	参考:《2.2 电源基本参数》中相应型号 Refer to: "2.2 The Basic Parameters"
线性调整率 Line Regulation	-	-	±3%	
负载调整率 Load Regulation	-	-	±3%	
输出电流过冲 OverShoot	-	-	10%	输入电压220Vac下满载测试, 数值为有效值 220Vac (Full Load) numerical value as valid
空载电压 No-Load Voltage	-	-	<97V	输入电压220Vac下空载测试 220Vac (No- Load)
恒流电压 Output voltage	59V	63V	66V	参考:《2.2 电源基本参数》中相应型号 Refer to: 2.2 The Basic Parameters
纹波噪音 Ripple noise	-	≤15%Vo	-	示波器用20MHz的带宽测试, 电源输出端并联一个0.1uF陶瓷电容和一个10uF的电解电容 Tested with 20MHz bandwidth oscilloscope, Parallel connected a 0.1uF ceramic capacitor and a 10uF electrolytic capacitor to the output
起机时间 Start-up Time	-	-	<1s	输入电压90Vac下满载测试 90ac (Full Load)
	-	-	<1s	输入电压220Vac下满载测试 220Vac (Full Load)
平均无故障时间 MTBF	-	-	-	输入电压180Vac下80%负载、环温25°C测试 (MIL-HDBK-217F) 120Vac (80% Load)、25°C
	-	-	-	输入电压220Vac下80%负载、环温25°C测试 (MIL-HDBK-217F) 220Vac (80% Load)、25°C

备注: 除特别说明外所有的参数都是在25°C下测试的典型值。

Note: All specifications are typical at 25°C unless otherwise stated;

4. 保护功能/Protection

参数 Parameter	备注 Note
开路保护 Open Circuit Protection	电源在开路保护状态下输出无损害, 负载异常条件移除后电源会恢复工作。 If the unit without damage under the open circuit condition, it recovers automatically after fault condition is removed.
短路保护 Short Circuit Protection	电源在短路保护状态下输出无损害, 负载异常条件移除后电源会恢复工作。 If the unit without damage under the short circuit condition, it recovers automatically after fault condition is removed.
过温保护 OTP	-

5. 环境规格/Environmental Specifications

参数 Parameter	最小值 Min.	典型值 Type	最大值 Max.	备注 Note
工作温度、湿度 Operating Temperature /humidity	-20 °C	-	+50 °C	20%-95%湿度范围无冷凝 20%-95% RH non-condensing
储存温度、湿度 Storage Temperature /humidity	-40 °C	-	+80 °C	10%-95%湿度范围无冷凝 10%-95% RH non-condensing
振动抵抗 Vibration	-	-	-	10-500Hz, 2G 12分钟/周期, X, Y, Z轴各72分钟 10-500Hz, 2G 12 minutes/cycle, Period 72 minutes each along X, Y, Z axes

6. 安全&电磁兼容标准/Safety&EMC Standard

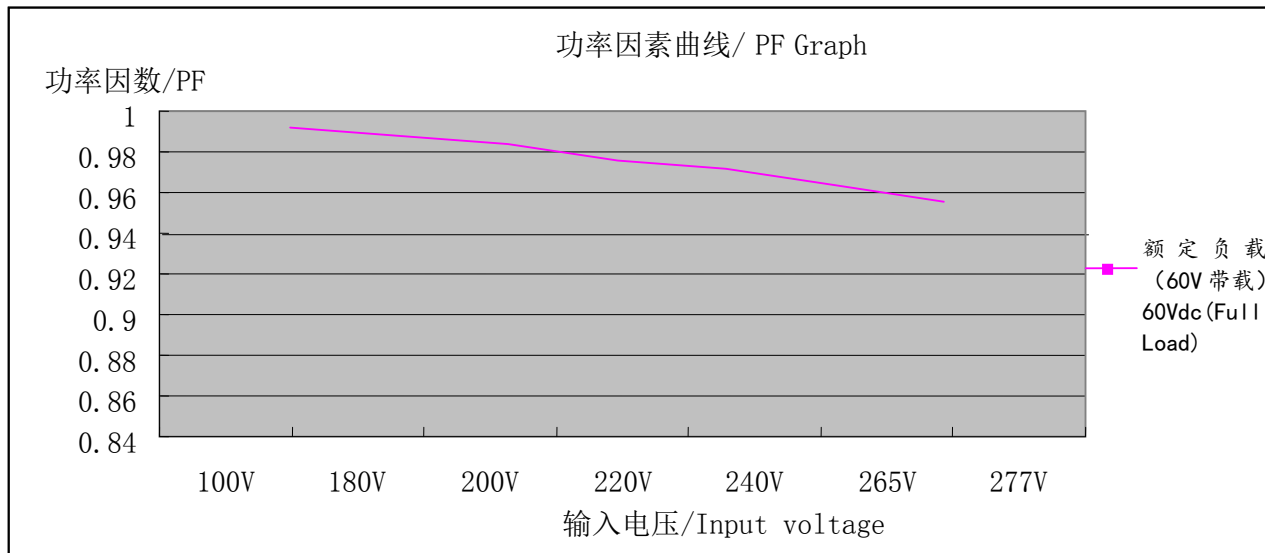
安全& 电磁兼容 Safety & EMC	安全规范 Safety Standards		UL8750, LVLE	
	耐压 withstand voltage		I/P-0/P:3.75KV AC 5mA 3S	
	绝缘阻抗 Isolation resistance		I/P-0/P 100MΩ/500VDC/25°C/70%RH	
	电磁干扰 EMI	FCC part15 B		
		EN55015: Conducted Emission Test&Radiated Emission Test		
		EN61000-3-2: Harmonic Current Emissions Class C		
		EN61000-3-3: Voltage Fluctuations&Flicker		
	电磁兼容 EMC Standards	电磁抗干 扰 EMS	IEC61000-4-3: Radio-Frequency Electromagnetic Field Susceptibility Test-RS Level 2, Criteria A	
			IEC61000-4-6: Conducted Radio Frequency Disturbances Test-CS Level 2, Criteria A	
			IEC61000-4-4: Electrical Fast Transient/Burst-EFT ±1KV, Criteria B	
IEC61000-4-5: Surge Immunity Test:AC Power Line:Line to Line 1KV Criteria C				
IEC61000-4-2: Electrostatic Discharge (ESD):8KV air discharge level 3, 4KV contact discharge level 2, Criteria B				
IEC61000-4-11: Voltage Dips Criteria B&C				

备注：电源被视为一个原件与终端设备结合使用，因为EMC受整套装备的影响，终端设备制造商需对整套装备进行EMC确认。

Note: Since Power supply is used in conjunction with terminal equipment and EMC is subject to the full set of equipment, the EMC of the entire device shall be confirmed

7. 附曲线图/Attached Curves

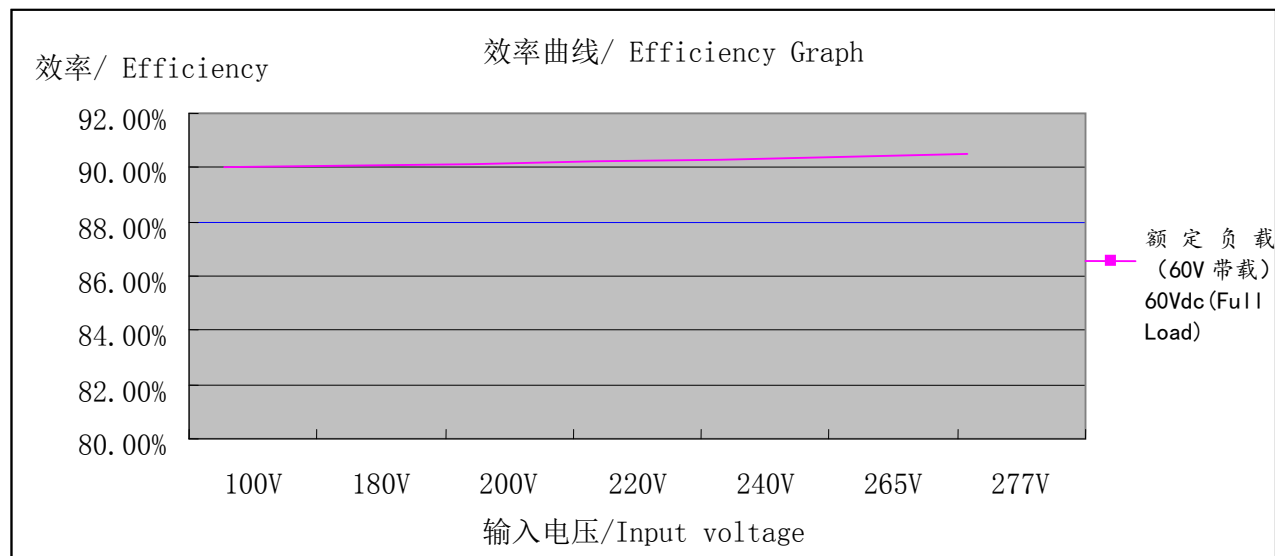
7.1 功率因素曲线图/Power Factor Characteristic



备注：除特别说明外以上的参数都是在 25°C 下测试的典型值。

Note: All specifications are typical at 25 ° C unless otherwise stated;

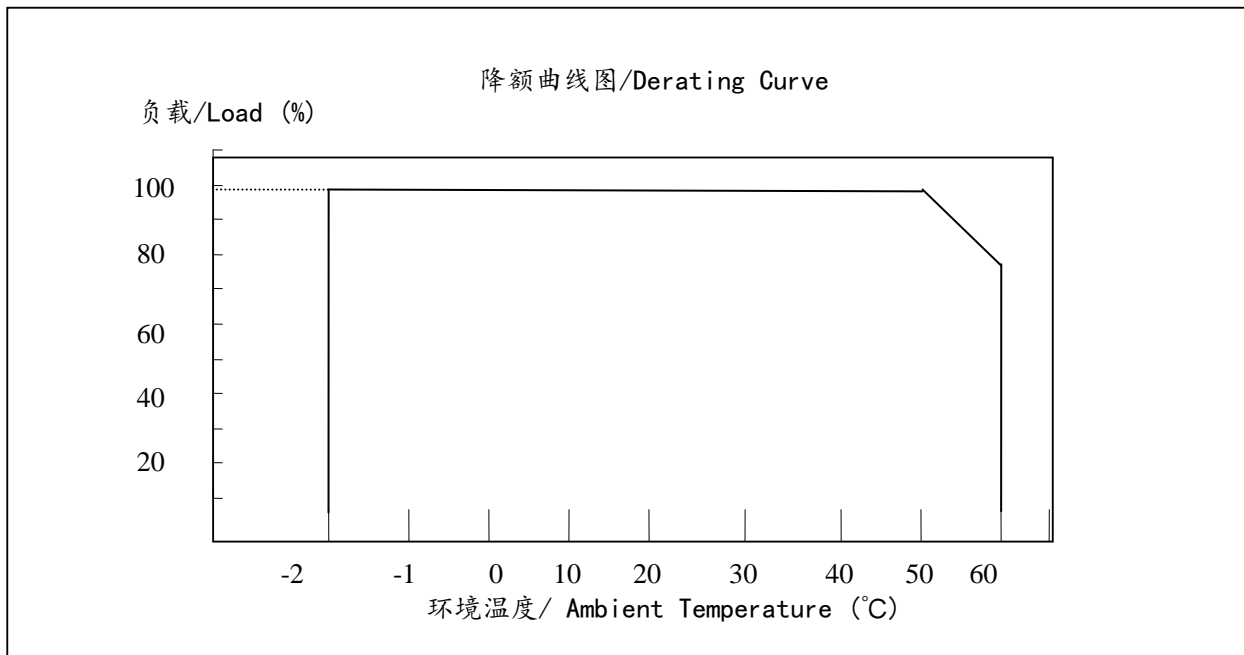
7.2 效率曲线图/Efficiency Curve



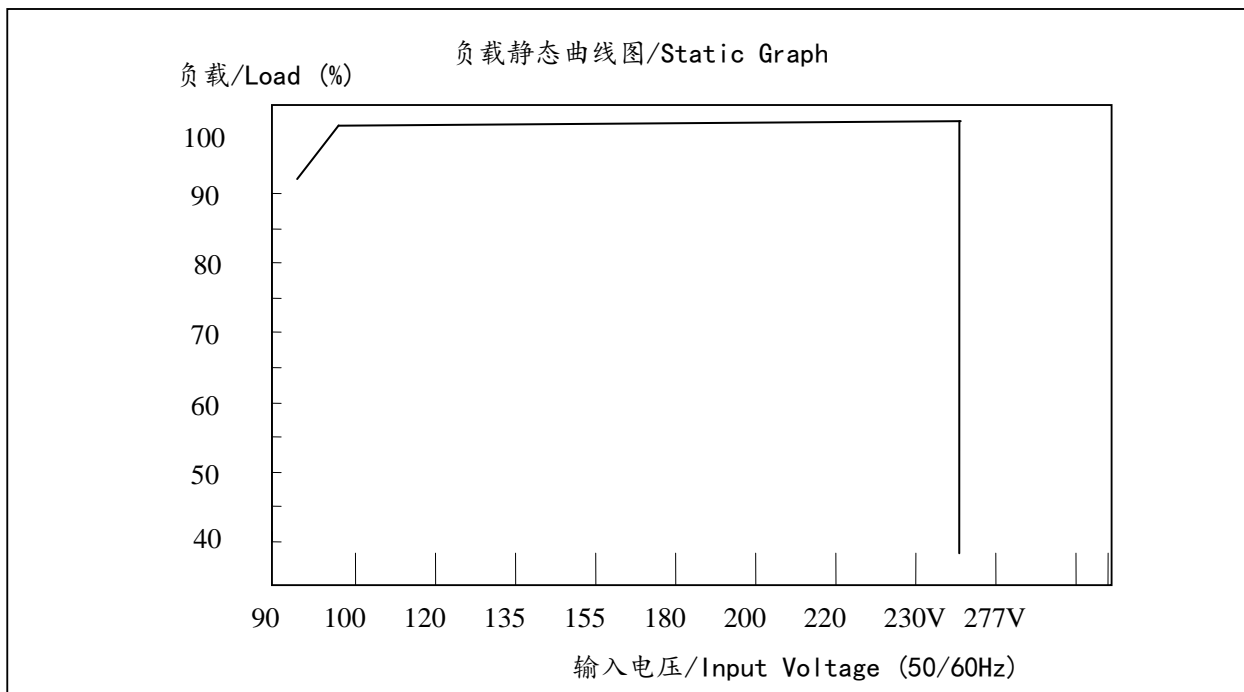
备注：除特别说明外所有的参数都是在 25°C 下满载测试的典型值。

Note: All specifications are typical at 25 ° C with full load unless otherwise stated;

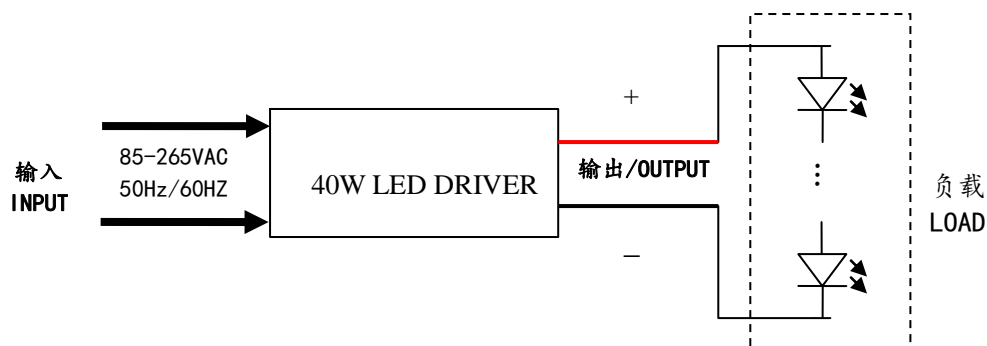
7.3 降额曲线图/Derating Curve



7.4 负载静态曲线图/Static Characteristics



8. 接线图及测试方法/Wiring Diagram & Test Method:




9. 尺寸参数/Dimensions

参数 Parameter	值 Value	备注 Note
长*宽*高/L*W*H	116*46*28mm	单位: 毫米 / unit: mm

10. 电路板示意图/ Circuit board schematic


Product Datasheet

SAMBROOK 40w LED Driver



Product Datasheet

SAMBROOK 40w LED Driver



Product Datasheet

SAMBROOK 40w LED Driver

