

Main

Range of product	Harmony Easy XA2
Product or component type	Complete illuminated push-button
Device short name	XA2
Bezel material	Plastic
Mounting diameter	22 mm

Complementary

Sale per indivisible quantity	1
Protective treatment	TC
Operating position	Any position
Fixing center	$\geq 30 \times 40$ mm (panel) - thickness: 1...5 mm
Fixing mode	Fixing nut recommended torque: 2.2 N.m (Us +/- 10 %)
Shape of signaling unit head	Round
Type of operator	spring return
Operator profile	Red flush
Contacts type and composition	1 NO
Contact operation	Slow-break
Mechanical durability	1500000 cycles
Connections - terminals	Screw clamp terminals, clamping capacity: 2×1.5 mm ² Screw clamp terminals, clamping capacity: 1×2.5 mm ² Faston terminals, connection size: 6.3 mm Screw clamp terminals, clamping capacity: 1×0.5 mm ²
Tightening torque	0.8 N.m
Short-circuit protection	10 A gL fuse conforming to IEC 60269-1
[Ith] conventional free air thermal current	10 A
[Ui] rated insulation voltage	600 V conforming to IEC 60947-4-1

[Uimp] rated impulse withstand voltage	6 kV IEC 60947-1
[Ie] rated operational current	0.27 A at 250 V, DC-13, Q600 3 A at 240 V, AC-15, A600
Electrical durability	500000 cycles, DC-13, 0.2 A at 110 V, operating rate <60 cyc/mn, load factor: 0.5 conforming to IEC 60947-5-4 500000 cycles, DC-13, 3 A at 230 V, operating rate <60 cyc/mn, load factor: 0.5 conforming to IEC 60947-5-4
Signalling type	Steady
Light source	LED
Bulb base	BA 9s
[Us] rated supply voltage	24 V AC/DC 50/60 Hz
Supply voltage limits	19...26 V AC/DC
Current consumption	< 20 mA
Service life	10000 h
Width	30 mm
Height	42 mm
Depth	74.5 mm
Net weight	0.056 kg

Environment

Ambient air temperature for storage	-40...70 °C
Ambient air temperature for operation	-25...55 °C
Overvoltage category	Class I conforming to IEC 536
IP degree of protection	IP65
IK degree of protection	IK03 conforming to IEC 60529
Standards	GB 14048.1 IEC 60947-5-1 IEC 60947-1 GB 14048.5
Product certifications	CCC CE
Vibration resistance	10 gn (f= 40...500 Hz) conforming to IEC 60068-2-6
Shock resistance	70 gn (duration = 11 ms) for half sine wave acceleration conforming to IEC 60068-2-27

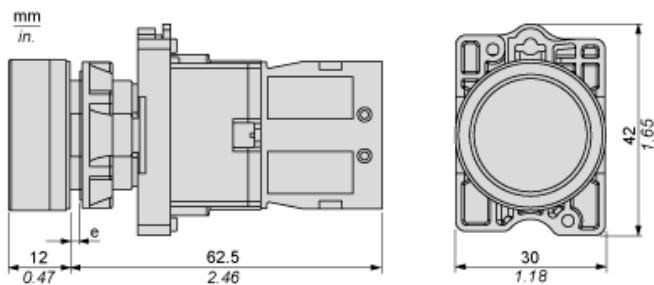
Packing Units

Unit Type of Package 1	PCE
Number of Units in Package 1	1
Package 1 Weight	60 g
Package 1 Height	4 cm
Package 1 width	11 cm
Package 1 Length	16 cm
Unit Type of Package 2	BAG
Number of Units in Package 2	10
Package 2 Weight	600 g
Package 2 Height	16 cm
Package 2 width	16 cm
Package 2 Length	11 cm
Unit Type of Package 3	S02
Number of Units in Package 3	70
Package 3 Weight	4.655 kg
Package 3 Height	15 cm
Package 3 width	30 cm
Package 3 Length	40 cm

Offer Sustainability

Sustainable offer status	Green Premium product
REACH Regulation	REACH Declaration
EU RoHS Directive	Pro-active compliance (Product out of EU RoHS legal scope) EU RoHS Declaration
Mercury free	Yes
RoHS exemption information	Yes
China RoHS Regulation	China RoHS declaration
Environmental Disclosure	Product Environmental Profile
Circularity Profile	End of Life Information
WEEE	The product must be disposed on European Union markets following specific waste collection and never end up in rubbish bins

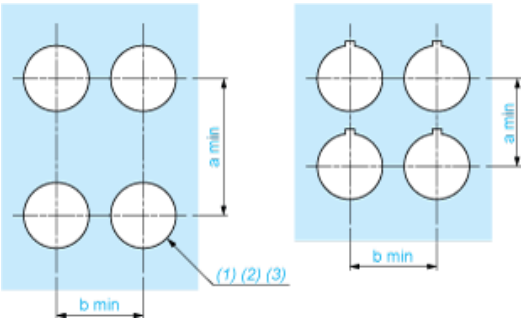
Dimensions



(e) Clamping thickness: 1 to 6 mm / 0.04 to 0.24 in.

Panel Cut-out for Pushbuttons, Switches and Pilot Lights (Finished Holes, Ready for Installation)

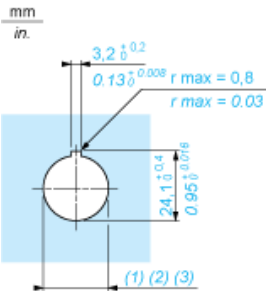
Connection by Screw Clamp Terminals or Plug-in Connectors or on Printed Circuit Board



- (1) Diameter on finished panel or support
- (2) For selector switches and Emergency stop buttons, use of an anti-rotation plate type ZB5AZ902 is recommended.
- (3) Ø22.5 mm recommended ($\text{Ø}22.3 \text{ }_0^{+0.4}$) / Ø0.89 in. recommended ($\text{Ø}0.88 \text{ in. }_0^{+0.016}$)

Connections	a in mm	a in in.	b in mm	b in in.
By screw clamp terminals or plug-in connector	40	1.57	30	1.18
By Faston connectors	45	1.77	32	1.26
On printed circuit board	30	1.18	30	1.18

Detail of Lug Recess



- (1) Diameter on finished panel or support
- (2) For selector switches and Emergency stop buttons, use of an anti-rotation plate type ZB5AZ902 is recommended.
- (3) Ø22.5 mm recommended ($\text{Ø}22.3 \text{ }_0^{+0.4}$) / Ø0.89 in. recommended ($\text{Ø}0.88 \text{ in. }_0^{+0.016}$)