



### Main

Range of product	Harmony Easy XA2
Product or component type	Complete illuminated push-button
Device short name	XA2
Bezel material	Plastic
Mounting diameter	22 mm

### Complementary

Sale per indivisible quantity	1
Protective treatment	TC
Operating position	Any position
Fixing center	$\geq 30 \times 40$ mm (panel) - thickness: 1...5 mm
Fixing mode	Fixing nut recommended torque: 2.2 N.m (Us +/- 10 %)
Shape of signaling unit head	Round
Type of operator	spring return
Operator profile	Red flush
Contacts type and composition	1 NO
Contact operation	Slow-break
Mechanical durability	1500000 cycles
Connections - terminals	Screw clamp terminals, clamping capacity: 2 x 1.5 mm <sup>2</sup> Screw clamp terminals, clamping capacity: 1 x 2.5 mm <sup>2</sup> Faston terminals, connection size: 6.3 mm Screw clamp terminals, clamping capacity: 1 x 0.5 mm <sup>2</sup>
Tightening torque	0.8 N.m
Short-circuit protection	10 A gL fuse conforming to IEC 60269-1
[Ith] conventional free air thermal current	10 A
[Ui] rated insulation voltage	600 V conforming to IEC 60947-4-1

Disclaimer: This documentation is not intended as a substitute for and is not to be used for determining suitability or reliability of these products for specific user applications

[Uimp] rated impulse withstand voltage	6 kV IEC 60947-1
[Ie] rated operational current	0.27 A at 250 V, DC-13, Q600 3 A at 240 V, AC-15, A600
Electrical durability	500000 cycles, DC-13, 0.2 A at 110 V, operating rate <60 cyc/mn, load factor: 0.5 conforming to IEC 60947-5-4 500000 cycles, DC-13, 3 A at 230 V, operating rate <60 cyc/mn, load factor: 0.5 conforming to IEC 60947-5-4
Signalling type	Steady
Light source	LED
Bulb base	BA 9s
[Us] rated supply voltage	220 V AC 50/60 Hz
Supply voltage limits	176...242 V AC
Current consumption	< 20 mA
Service life	10000 h
Width	30 mm
Height	42 mm
Depth	79.5 mm
Net weight	0.064 kg

## Environment

Ambient air temperature for storage	-40...70 °C
Ambient air temperature for operation	-25...55 °C
Overvoltage category	Class I conforming to IEC 536
IP degree of protection	IP65
IK degree of protection	IK03 conforming to IEC 60529
Standards	GB 14048.1 IEC 60947-1 IEC 60947-5-1 GB 14048.5
Product certifications	CCC CE
Vibration resistance	10 gn (f= 40...500 Hz) conforming to IEC 60068-2-6
Shock resistance	70 gn (duration = 11 ms) for half sine wave acceleration conforming to IEC 60068-2-27

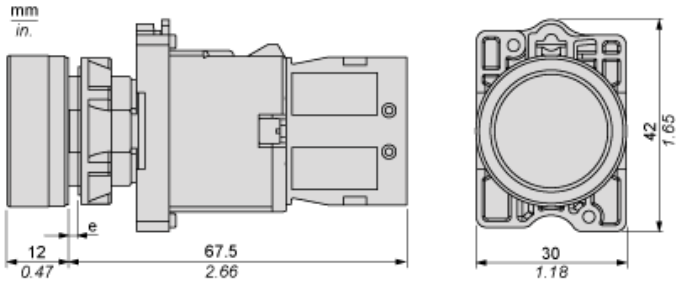
## Packing Units

Unit Type of Package 1	PCE
Number of Units in Package 1	1
Package 1 Weight	60 g
Package 1 Height	4 cm
Package 1 width	11 cm
Package 1 Length	16 cm
Unit Type of Package 2	BAG
Number of Units in Package 2	10
Package 2 Weight	600 g
Package 2 Height	16 cm
Package 2 width	16 cm
Package 2 Length	11 cm
Unit Type of Package 3	S02
Number of Units in Package 3	70
Package 3 Weight	4.655 kg
Package 3 Height	15 cm
Package 3 width	30 cm
Package 3 Length	40 cm

## Offer Sustainability

Sustainable offer status	Green Premium product
REACH Regulation	<a href="#">REACH Declaration</a>
EU RoHS Directive	Pro-active compliance (Product out of EU RoHS legal scope) <a href="#">EU RoHS Declaration</a>
Mercury free	Yes
RoHS exemption information	<a href="#">Yes</a>
China RoHS Regulation	<a href="#">China RoHS declaration</a>
Environmental Disclosure	<a href="#">Product Environmental Profile</a>
Circularity Profile	<a href="#">End of Life Information</a>
WEEE	The product must be disposed on European Union markets following specific waste collection and never end up in rubbish bins

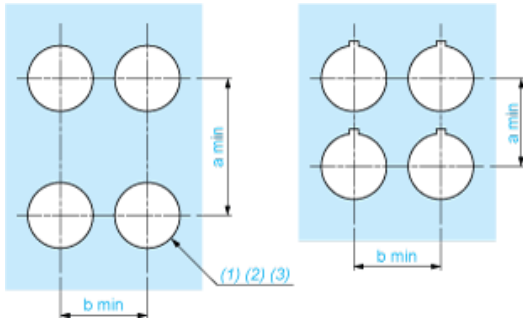
Dimensions



(e) Clamping thickness: 1 to 6 mm / 0.04 to 0.24 in.

Panel Cut-out for Pushbuttons, Switches and Pilot Lights (Finished Holes, Ready for Installation)

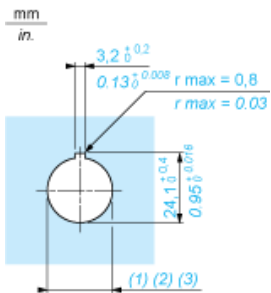
Connection by Screw Clamp Terminals or Plug-in Connectors or on Printed Circuit Board



- (1) Diameter on finished panel or support
- (2) For selector switches and Emergency stop buttons, use of an anti-rotation plate type ZB5AZ902 is recommended.
- (3)  $\varnothing 22.5$  mm recommended ( $\varnothing 22.3 \text{ }_0^{+0.4}$ ) /  $\varnothing 0.89$  in. recommended ( $\varnothing 0.88 \text{ in. }_0^{+0.016}$ )

Connections	a in mm	a in in.	b in mm	b in in.
By screw clamp terminals or plug-in connector	40	1.57	30	1.18
By Faston connectors	45	1.77	32	1.26
On printed circuit board	30	1.18	30	1.18

Detail of Lug Recess



- (1) Diameter on finished panel or support
- (2) For selector switches and Emergency stop buttons, use of an anti-rotation plate type ZB5AZ902 is recommended.
- (3)  $\varnothing 22.5$  mm recommended ( $\varnothing 22.3 \text{ }_0^{+0.4}$ ) /  $\varnothing 0.89$  in. recommended ( $\varnothing 0.88 \text{ in. }_0^{+0.016}$ )