



Main

| | |
|-------------------------------|--------------------|
| Range of product | Harmony XB7 |
| Product or component type | Pilot light |
| Device short name | XB7 |
| Mounting diameter | 22 mm |
| Sale per indivisible quantity | 10 |
| Shape of signaling unit head | Round |
| Cap/Operator or lens colour | Red |
| Light source | LED |
| Bulb base | Integral LED |
| [Us] rated supply voltage | 120 V AC 50/60 Hz |
| Device presentation | Monolithic product |

Complementary

| | |
|-------------------------------|---|
| Height | 29 mm |
| Width | 29 mm |
| Depth | 54 mm |
| Terminals description ISO n°1 | (X1-X2)PL |
| Net weight | 0.02 kg |
| Device mounting | Fixing hole - diameter: 22.5 mm 22.3 +0.4/0 conforming to EN/IEC 60947-5-1 |
| Fixing center | >= 30 x 40 mm (support panel) metal - thickness: 1...6 mm >= 30 x 40 mm (support panel) plastic - thickness: 2...6 mm |
| Fixing mode | Fixing nut beneath head: 2...2.4 N.m |
| Connections - terminals | Screw clamp terminals, <= 2 x 1.5 mm ² with cable end conforming to EN/IEC 60947-1 Screw clamp terminals, 1 x 0.22...2 x 2.5 mm ² without cable end conforming to EN/IEC 60947-1 |
| Tightening torque | 0.8...1.2 N.m conforming to EN 60947-1 |
| Shape of screw head | Cross compatible with JIS No 1 screwdriver Cross compatible with Philips no 1 screwdriver Cross compatible with pozidriv No 1 screwdriver |

Disclaimer: This documentation is not intended as a substitute for and is not to be used for determining suitability or reliability of these products for specific user applications

| | |
|--|--|
| | Slotted compatible with flat Ø 4 mm screwdriver Slotted compatible with flat Ø 5.5 mm screwdriver |
| [Ui] rated insulation voltage | 250 V (pollution degree 3) conforming to EN/IEC 60947-1 |
| [Uimp] rated impulse withstand voltage | 6 kV EN/IEC 60947-1 |
| Signalling type | Steady |
| Supply voltage limits | 100...132 V AC |
| Current consumption | 18...21 mA |
| Service life | 70000 h at rated voltage and 25 °C |

Environment

| | |
|---------------------------------------|---|
| Protective treatment | TH |
| Ambient air temperature for storage | -40...70 °C |
| Ambient air temperature for operation | -25...70 °C |
| Overvoltage category | Class II conforming to IEC 60536 |
| IP degree of protection | IP20 (rear face) conforming to IEC 60529 IP65 (front face) conforming to IEC 60529 |
| NEMA degree of protection | NEMA 4 conforming to UL 50 E NEMA 12 conforming to UL 50 E |
| Standards | EN/IEC 60947-5-1 UL 508 EN/IEC 60947-1 CSA C22.2 No 14 JIS C8201-5-1 JIS C8201-1 |
| Vibration resistance | 5 gn (f= 2...500 Hz) conforming to IEC 60068-2-6 |
| Shock resistance | 50 gn (duration = 11 ms) for half sine wave acceleration conforming to IEC 60068-2-27 |
| Electromagnetic compatibility | Disturbing field emission class B conforming to EN 55011 |

Packing Units

| | |
|------------------------------|----------|
| Unit Type of Package 1 | PCE |
| Number of Units in Package 1 | 1 |
| Package 1 Weight | 20 g |
| Package 1 Height | 7 cm |
| Package 1 width | 10 cm |
| Package 1 Length | 16 cm |
| Unit Type of Package 2 | BAG |
| Number of Units in Package 2 | 10 |
| Package 2 Weight | 202 g |
| Package 2 Height | 7 cm |
| Package 2 width | 10 cm |
| Package 2 Length | 16 cm |
| Unit Type of Package 3 | S01 |
| Number of Units in Package 3 | 100 |
| Package 3 Weight | 2.245 kg |
| Package 3 Height | 15 cm |
| Package 3 width | 15 cm |
| Package 3 Length | 40 cm |

Offer Sustainability

| | |
|--------------------------|---|
| Sustainable offer status | Green Premium product |
| RECh Regulation | RECh Declaration |
| RECh free of SVHC | Yes |
| EU RoHS Directive | Pro-active compliance (Product out of EU RoHS legal scope) EU RoHS Declaration |
| Toxic heavy metal free | Yes |

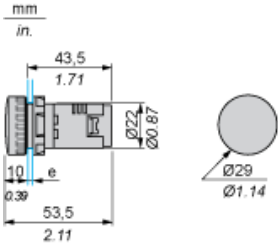
| | |
|----------------------------|---|
| Mercury free | Yes |
| RoHS exemption information | Yes |
| China RoHS Regulation | China RoHS declaration |
| Environmental Disclosure | Product Environmental Profile |
| Circularity Profile | End of Life Information |
| WEEE | The product must be disposed on European Union markets following specific waste collection and never end up in rubbish bins |
| California proposition 65 | WARNING: This product can expose you to chemicals including: Lead and lead compounds, which is known to the State of California to cause cancer and birth defects or other reproductive harm. For more information go to www.P65Warnings.ca.gov |

Contractual warranty

| | |
|----------|-----------|
| Warranty | 18 months |
|----------|-----------|

Pilot Light with Screw Terminal

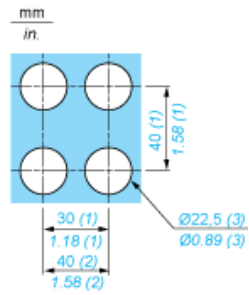
Dimensions



e Support panel thickness: 1 to 6 mm/0.4 to 0.24 in. (metal), 2 to 6 mm/0.8 to 0.24 in. (plastic).

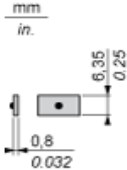
Mounting

Diameter of Finished Fixing Holes



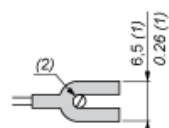
- (1) Minimum value.
- (2) 40 mm/1.58 in. for Emergency switching off pushbutton only.
- (3) Standard value: Ø 22.3 (0; + 0.4) mm/Ø 0.88 (0; + 0.02) in.

Faston Clip Connection



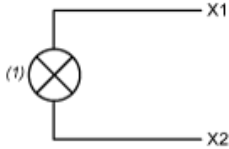
“U” Type Tag Connection

$\frac{\text{mm}}{\text{in.}}$



- (1) 6.5 mm/0.26 in. recommended, 7 mm/0.28 in. max.
- (2) M3 screw clamp terminal.

Wiring Diagram



(1) LED