

STAY ROD 8' x 3/4"

ANNEX A: Guaranteed Technical Particulars and Statement of Compliance

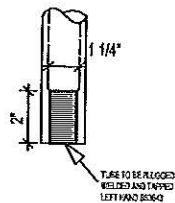
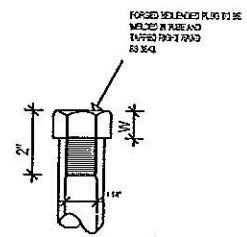
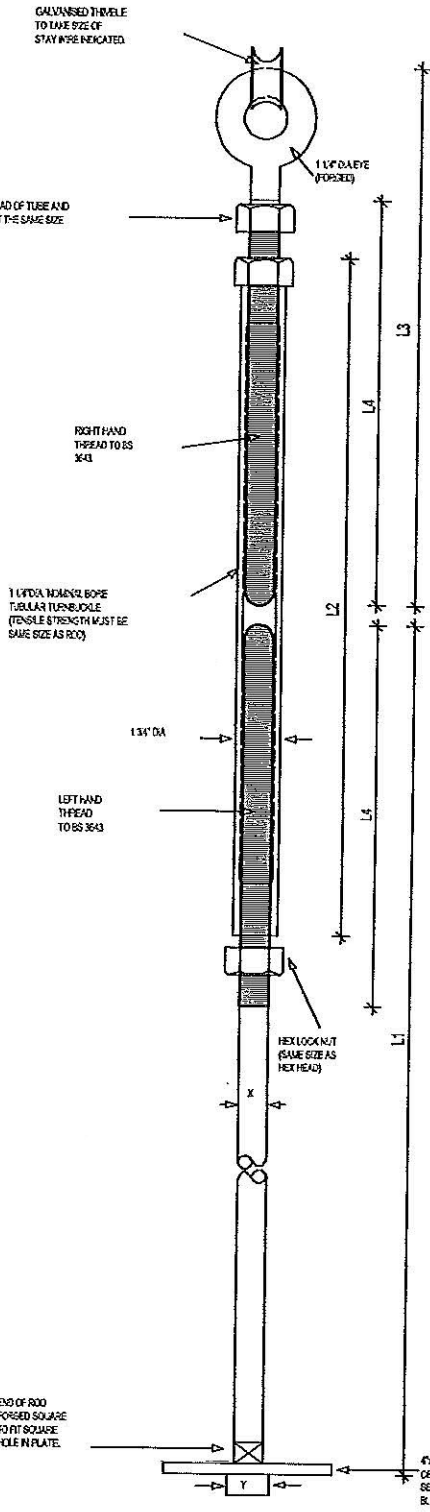
	Description	Bidder's Offer (indicate supporting documents submitted)
1.	Manufacturer's name & country of manufacture of item offered	Hebei Weichuang Electric Power Technology Co. Ltd, China
2.	Manufacturer's type reference number for the item	Tubular Stay Rod
3.	Manufacturer's drawing number	Stay Rod 8'x3/4"
4.	Type & size	Tubular Stay Rod 8'x3/4"
5.	Materials: a) Tubular part	The tubular turnbuckle (the tube portion of the adjustable rod) shall be manufactured from heavy gauge steel tube as specified in BS 1387. The threads shall be to BS 3643, coarse pitch, tolerance class 7H/8g (free fit).
	b) Stay anchor & adjustable head	The screw-in stay anchor and the adjustable head shall be manufactured from Grade 43A steel as specified in BS 4360
	c) Thimble	The thimble shall be manufactured from standard crescent shaped steel bar as used for thimbles to BS 464.
6.	Construction: a) Tubular turnbuckle	The tubular turnbuckle shall have hexagon head (consisting of a forged hex ended plug welded in the tube and tapped right hand). It shall have provision for greasing
	b) Lower end	The lower end of the stay anchor shall be forged square to fit square plate. The stay rod shall be complete with a square plate for securing the rod to a concrete stay block. The dimensions of the square plate shall be 100x100x12mm as indicated on the drawing of stay rod.
	c). Adjustable head	The stay adjustable head shall have a forged eye with a thimble suitable for the specified stay wire sizes.



	d) Threads	The threads shall be to BS 3643, coarse pitch, tolerance class 7H/8g (free fit). The turnbuckle shall be double screw threaded in opposite directions to achieve simultaneous adjustment/tightening.				
	e) Galvanizing	The complete turnbuckle assembly shall be galvanized to ISO 1461				
	f) Minimum failing load for complete assembly	<table style="width: 100%; border: none;"> <tr> <td style="text-align: center;">SIZE</td> <td style="text-align: center;">MIN. FAILING LOAD</td> </tr> <tr> <td style="text-align: center;">8ft x 3/4"</td> <td style="text-align: center;">71.3 kN</td> </tr> </table>	SIZE	MIN. FAILING LOAD	8ft x 3/4"	71.3 kN
SIZE	MIN. FAILING LOAD					
8ft x 3/4"	71.3 kN					
7.	List copies of test reports submitted as required	Attached (see test reports)				
8.	List copies of catalogues, brochures and technical data submitted to support offer	Attached (see brochures)				
9.	List sales records submitted to support offer	Attached (see reference list)				
10.	Copy of accreditation certificate for laboratory	Attached				
11.	List tests to be witnessed by KPLC at factory	Tests shall be done in accordance with the requirements of BS 4360, BS 464, BS 1387, BS 3643, ISO 1461, ISO 1460 and the requirements of this specification.				
12.	Indicate markings to be applied on item	i) Manufacturer's Name or Trademark; ii) Manufacturer's Type Designation; iii) Minimum Failing Load and Dimensions.				
13.	Statement of compliance to tender specifications (indicate deviations if any)	No Deviations				

All of the above information, including drawings, illustrations and graphic designs, reflects our present understanding and is to the best of our knowledge and belief correct reliable. Users, however, should independently evaluate the suitability of each product for the desired application. Under no circumstances does this constitute an assurance any particular quality or performance. Such an assurance is only provided in the context of our product specifications or explicit contractual arrangements. Our liability for products set forth our standard terms and conditions of sale





NOTE:
THE THREADS OF THE ROD AND EYEBOLT MUST BE CUT BEFORE GALVANIZING AND WHEN ASSEMBLED SHOULD BE A HAND FIT IN THE TUBULAR TURNBUCKLE.

DM	X	Y	L1	L2	L3	L4	MFL	W	SIZE OF STAY WIRE TO BS 153
1"x8FT	1	2x1"	8FT	15"	13"	8"	145 KN	1"	15/13 SWG
3/4"x8FT	3/4"	1 1/2x3/4"	8FT	15"	13"	8"	71.5 KN	3/4"	7/8 SWG

Dimensions in inches or in nearest metric equivalent

**MATERIAL: HDG STEEL
GALVANIZING ISO 1461**

APPROV	CHK	DATE	BY	REASON	DATE	BY	REASON	DATE

STAY ROD 1"x9FT AND 3/4"x8FT

K.P.&L CO. Ltd